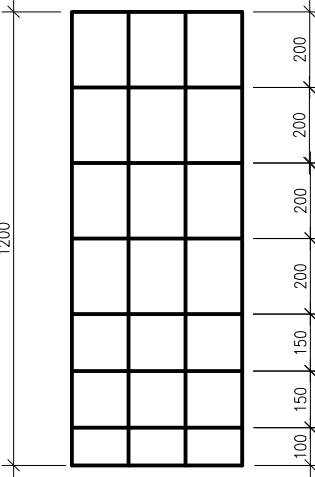
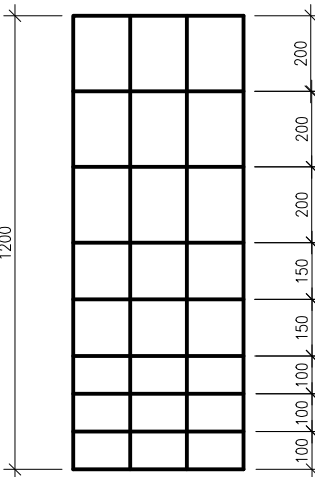
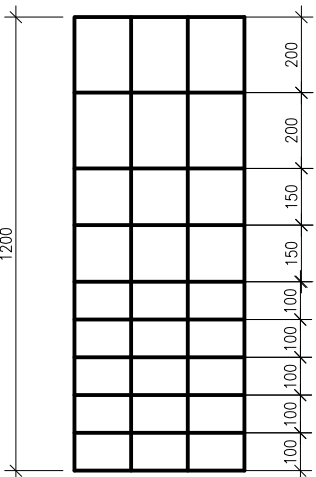
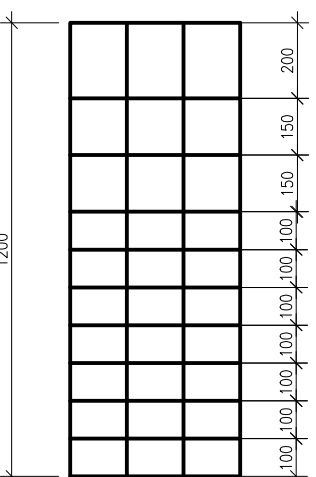
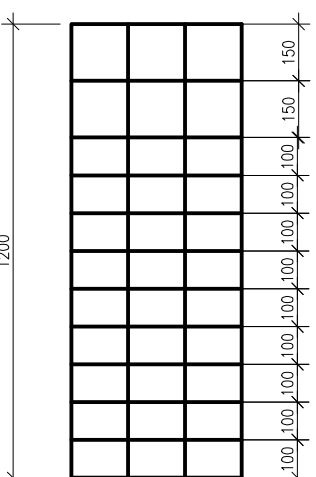
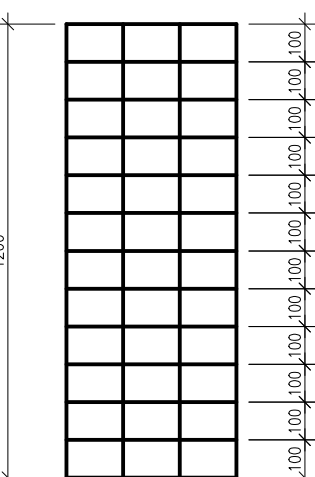


Высота сетки 1,2м

ТИП А	ТИП Б	ТИП В	ТИП Г	ТИП Д	ТИП Е
 <p>Diagram of Type A grid showing a 3x10 grid. The total height is 1200. The width is divided into segments of 100, 150, and seven segments of 200.</p>	 <p>Diagram of Type B grid showing a 3x10 grid. The total height is 1200. The width is divided into segments of 100, four segments of 100, 150, and four segments of 200.</p>	 <p>Diagram of Type V grid showing a 3x10 grid. The total height is 1200. The width is divided into segments of 100, five segments of 100, 150, and two segments of 200.</p>	 <p>Diagram of Type G grid showing a 3x10 grid. The total height is 1200. The width is divided into segments of 100, six segments of 100, 150, and one segment of 200.</p>	 <p>Diagram of Type D grid showing a 3x10 grid. The total height is 1200. The width is divided into segments of 100, seven segments of 100, and two segments of 150.</p>	 <p>Diagram of Type E grid showing a 3x10 grid. The total height is 1200. The width is divided into ten equal segments of 100.</p>